







# PRODUCT SHEET

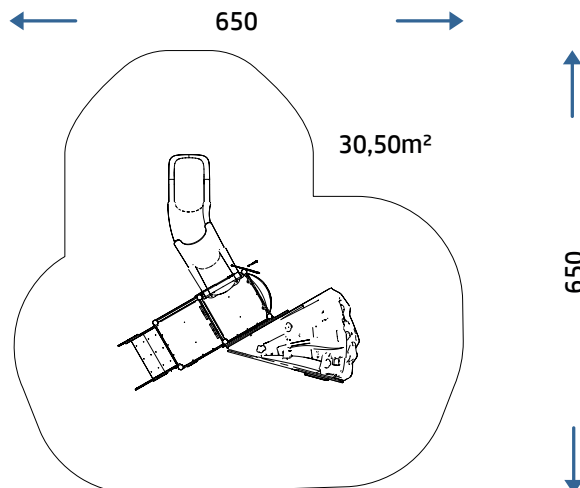
# 8008 RIO

REV 0.0 - IT202509



CATALOG COLLECTION	PARTY LINE
 <b>DIMENSIONS (L X W X H)</b>	350 x 340 x 320 cm
 <b>IMPACT AREA</b>	30,50 m <sup>2</sup>
 <b>MAXIMUM CFH</b>	180 cm
 <b>SUGGESTED AGE OF USE</b>	5+
 <b>NUMBER OF USERS</b>	10

## SECURITY AREA



## PRODUCT SHEET

## 8008 RIO

REV 0.0 - IT202509

**COMPOSITION**

- n° 7 70x70 mm octagonal section aluminium structural posts
- n° 2 recycled anti-slip HDPE decks
- n° 1 roto-molded PTE guard panel
- n° 2 open metal guard panels
- n° 1 stairs with recycled anti-slip HDPE steps
- n° 1 HDPE sheet thrust bearing
- n° 1 roto-molded PTE modular slide (H125)

- n° 3 HDPE sheet climbings
- n° 1 roto-molded PTE rock module with resin grips
- HDPE sheet decorations

### PLAY PANELS



MUSICAL PLAY  
PANEL X1




LUDIC PLAY  
PANEL X1




LUDIC PLAY  
PANEL X1

### INSTALLATION



Where there is an aluminum pole, the plinth must be created directly on it.



If there is already an adequate fund in CLS the game can be supplied with special brackets for fixing to the ground (option applicable only with confirmation of feasibility).

Make a proper security surface according to CFH. Periodic maintenance is mandatory, following manual supplied to customer.

MATERIAL (mm)	DESCRIPTION (mm)	MINIMUM DEPTH (mm) (b)	CRITICAL FALL HEIGHT (mm)
LAWN/SOIL			1000 (d)
BARK	20 TO 80 GRAIN SIZE	200 300	2000 3000
WOOD CHIPS	20 TO 80 GRAIN SIZE	200 300	2000 3000
SAND	20 TO 80 GRAIN SIZE	200 300	2000 3000
GRAVEL	20 TO 80 GRAIN SIZE	200 300	2000 3000
RUBBER SURFACING RESPONDENT TO HIC	THICKNESS 30 MM		DEPENDENT ON CERTIFICATION TESTS 1000
	THICKNESS 40 MM		1300
	THICKNESS 45 MM		1500
	THICKNESS 60 MM		2000
	THICKNESS 70 MM		2500
	THICKNESS 90 MM		3000